

## Village of Gilberts

Village Hall: 87 Galligan Road, Gilberts, Illinois 60136

Ph. 847-428-2861 Fax: 847-428-2955

[www.villageofgilberts.com](http://www.villageofgilberts.com)

### VILLAGE BOARD MEETING AGENDA

**Tuesday, September 21, 2021 - 7:00 p.m. - Village Hall Board Room**

Whereas there is currently a statewide disaster declaration related to the ongoing COVID pandemic, the Village President has determined that it is not prudent or practical to conduct an in-person meeting for all members of the Board and the public due to increasing COVID-19 cases in Kane County. Therefore, some of the Village Board members may attend this meeting by electronic means, in compliance with the amended OMA.

Members of the public are encouraged to attend the meeting remotely via video or audio as follows:

Zoom (video and/or audio): <https://us06web.zoom.us/j/82302706459>

Meeting ID: 823 0270 6459

Dial-In (audio): (312) 626-6799

Members of the public can also submit written comments via email at [info@villageofgilberts.com](mailto:info@villageofgilberts.com). Any comments received by 5:00 p.m. on September 21, 2021 will be submitted into the record of the meeting.

#### ORDER OF BUSINESS

**1. CALL TO ORDER / PLEDGE OF ALLEGIANCE**

**2. ROLL CALL / ESTABLISH QUORUM**

**3. PUBLIC COMMENT\***

**4. CONSENT AGENDA**

A. A Motion to Minutes from the September 7, 2021 Village Board Meeting

B. A Motion to approve Bills and Payroll dated September 21, 2021

C. A Motion to approve the August 2021 Treasurer's Report

D. A Motion to Reject all Bids Received for the September 7, 2021 Indian Trails Water Tower Painting Project

**5. ITEMS FOR APPROVAL**

**6. STAFF REPORTS**

**7. TRUSTEE REPORTS**

**8. PRESIDENT'S REPORT**


**9. ADJOURNMENT**

**\*Executive Session Information**

A portion of the meeting will be closed to the Public, effective immediately as Permitted by 5 ILCS 120/2(c)(1) to discuss the appointment, employment, compensation, discipline, performance, or dismissal of specific employees of the Village, and as permitted by 5 ILCS 120/2(c)(11) to discuss litigation against, affecting, or on behalf of the Village which has been filed and is pending in a court or administrative tribunal of which is imminent and as permitted by 5 ILCS 120/2(c)(21) to review and approve closed session minutes and as permitted by 5 ILCS 120/2(c) 2 Collective negotiating matters.

**\*Public Comment Policy**

Anyone indicating a desire to speak during Public Comments portion of the Village Board Meeting will be acknowledged by the Village President. All remarks are to be addressed to the Village President and Board of Trustees as a whole, not to any specific person(s). To ensure that everyone who wishes to speak has the opportunity to do so, please limit your comments to five minutes. Additional time may be granted at the discretion of the Village President. If you have written comments, please provide a copy to the Village President. If there are a number of individuals present to speak on the same topic, please designate a spokesperson that can summarize the issue. During Public Comments, the Village President, Trustees and Staff will listen to comments and will not engage in discussion. The Village President or Trustees may ask questions to better understand your concern, suggestion or request. Please direct any personnel concerns to the Village Administrator before or after the meeting. The Village of Gilberts complies with the Americans Disabilities Act (ADA). For accessibility Assistance, please contact the Village Clerk at the Village Hall, telephone number is 847-428-2861. Assistive services will be provided upon request.



**MINUTES FOR VILLAGE OF GILBERTS  
BOARD OF TRUSTEES MEETING  
Village Hall: 87 Galligan Road, Gilberts, IL 60136  
Meeting Minutes  
Tuesday, September 7, 2021**

**1. CALL TO ORDER / PLEDGE OF ALLEGIANCE**

President Zambetti called the meeting to order at 7:00 p.m. He proceeded to lead those present in the Pledge of Allegiance.

**2. ROLL CALL / ESTABLISH QUORUM**

Village Clerk Courtney Baker called the roll. Roll call: Members present: Trustees LeClercq, Corbett, Allen, Hacker, Redfield, and President Zambetti. Trustee Coats was absent. Others present: Village Administrator Brian Bourdeau and Management Analyst Riley Lynch.

**3. PUBLIC COMMENT**

There were no public comments at this time.

**4. PROCLAMATIONS**

A. A Proclamation Recognizing September, 2021 as Childhood Cancer Awareness Month in Gilberts, IL – President Zambetti proclaimed September, 2021 as Childhood Cancer Awareness Month in Gilberts.

**5. CONSENT AGENDA**

- A. A Motion to Minutes from the August 17, 2021 Village Board Meeting
- B. A Motion to approve Bills and Payroll dated September 7, 2021

President Zambetti asked if any of the board members had any consent agenda items they wished to remove for separate consideration. After hearing none, President Zambetti asked for a motion to approve.

**A Motion was made by Trustee Redfield and seconded by Trustee Allen to Approve Consent Agenda items A-B as Presented.** Roll call vote: Trustees Corbett, Allen, Hacker, Redfield, and LeClercq voted Aye. 0-nays, 0-abstained. Motion carried.

## 6. ITEMS FOR APPROVAL

There were no items for approval at this time.

## 7. STAFF REPORTS

### Administrator Bourdeau

- The Splash Pad is officially closed.
- The Park Calendar is on the website in the Parks page that will be updated when the ball fields and pavilions are reserved. Trustee Allen asked if the Park Rentals Calendar could be visible on the top right-hand corner of the website's homepage. Trustee Allen also asked if the ball field and pavilion reservations could be color-coded. President Zambetti asked if Staff could put up the Bison's baseball schedule at the Village parks.
- The Village will be receiving the first half of our ARPA funds soon.

### Officer Cram

- Stated that the Timber Trails subdivision has tree branches that are blocking the streets signs and that there are several streets lights that are burned out. Administrator Bourdeau advised that he would speak to Chief about this tomorrow.
- Asked if LB Liquor store was able to allow its patrons to drink outside in the back of their building. Administrator Bourdeau stated that he would check on this tomorrow and follow up.

## 8. TRUSTEES' REPORTS

### Trustee Allen

- Reminded the Board that there will be a 9/11 Remembrance Event at Pt. Peter's Church on September 11<sup>th</sup>.

### Trustee LeClercq

- Wanted to know the status of the No Outlet sign on Jackson Court. Administrator Bourdeau stated that he will look into this and follow up.

## 9. PRESIDENTS' REPORT

There was no president report at this time.

## 10. EXECUTIVE SESSION

An executive session did not take place.

## 11. ADJOURNMENT


There being no further public business to discuss, **a Motion was made by Trustee Allen and seconded by Trustee LeClercq to adjourn from the public meeting at 7:19 pm.** Voice vote carried unanimously.

Respectfully submitted,

A handwritten signature in black ink, appearing to read "Courtney Baker". The signature is written in a cursive, flowing style.

Courtney Baker

Village Clerk



Village of Gilberts  
Village Hall  
87 Galligan Road, Gilberts, Illinois 60136  
Ph. 847-428-2861 Fax: 847-428-2955  
www.villageofgilberts.com

### Memorandum

**TO:** Village President Zambetti and Village Board of Trustees  
**CC:** Brian Bourdeau, Village Administrator  
**FROM:** Taunya Fischer, Finance Director  
**DATE:** September 16, 2021  
**SUBJECT:** August 31, 2021 Treasurer's Report

---

Here is a brief snapshot of the Village's Budget vs. Actual as of August 31, 2021 for the General and Water Funds.

<b>General Fund</b>	<b>Budget</b>	<b>Actual</b>	<b>% BDGT Used</b>
Revenues	4,459,748.00	2,024,748.92	45%
Expenditures	4,451,615.00	1,407,861.50	32%
Net of Rev & Exp	8,133.00	616,887.42	

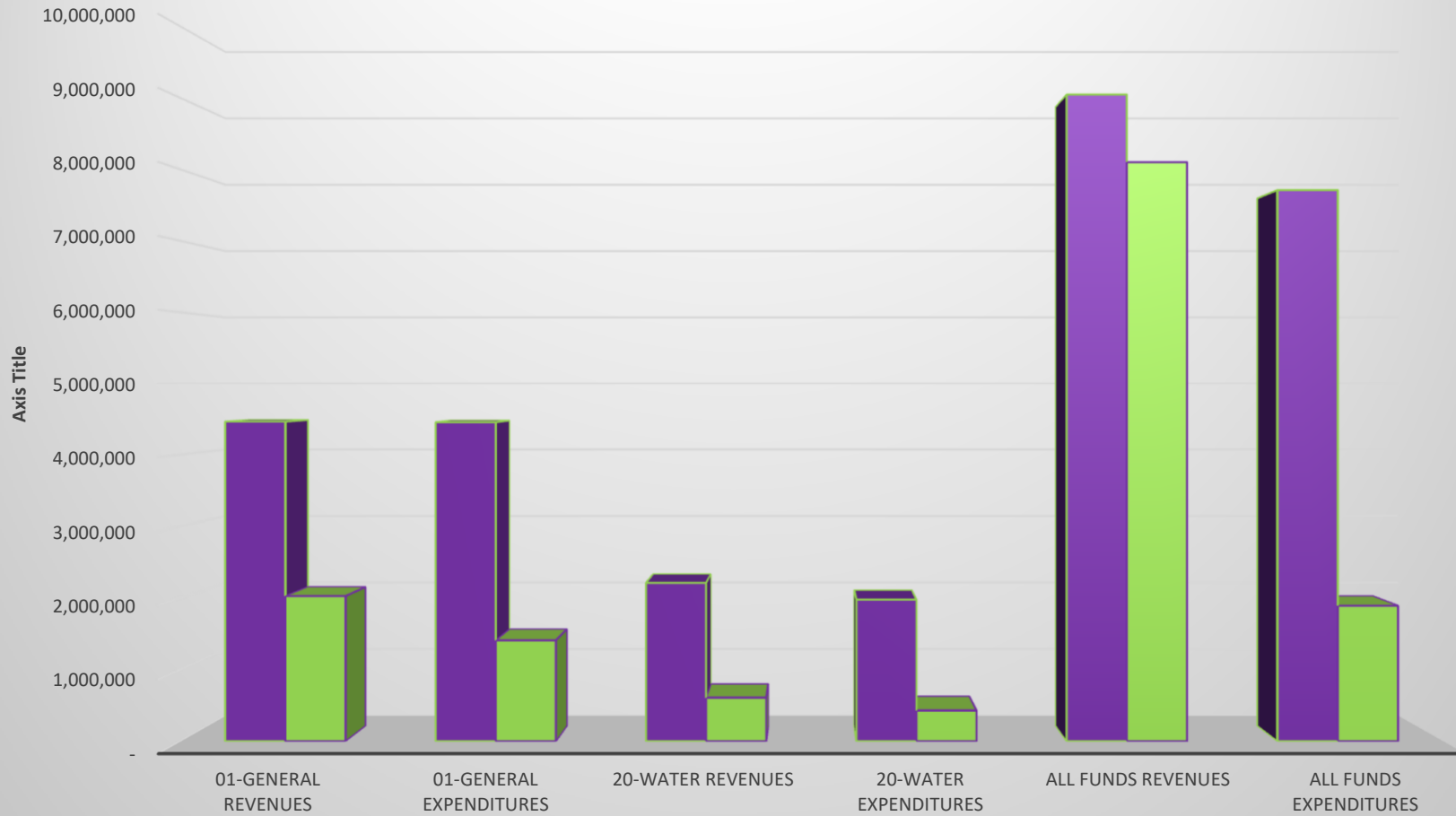
<b>Water Fund</b>	<b>Budget</b>	<b>Actual</b>	<b>% BDGT Used</b>
Revenues	2,210,350.00	607,540.55	27%
Expenditures	1,975,669.00	428,248.48	22%
Net of Rev & Exp	234,681.00	179,292.07	

The percent of fiscal year completed for this report is 34%. The General Fund revenues are at 45%, which is expected due to the property tax receipts continuing to come in, and expenditures are at 32%; Water Fund revenues are at 27% and expenditures are at 22%. Looking at all funds, village-wide revenues are at 90% due to the receipt of the bond proceeds and expenditures are at 25%. When the budget is amended to include the bonds the revenue percentage will be more accurately reflected.

Also included in this report for August 31, 2021 are:  
**Revenue and Expense Budget vs. 07/31/21 YTD** chart  
**Summary – All Funds** report  
**Detail – All Funds** report

Respectfully submitted,  
Taunya Fischer, Finance Director

## Village of Gilberts Revenues vs. Expenditures 2021-2022 Budget vs. YTD as of 08/31/2021



	01-GENERAL REVENUES	01-GENERAL EXPENDITURES	20-WATER REVENUES	20-WATER EXPENDITURES	ALL FUNDS REVENUES	ALL FUNDS EXPENDITURES
■ 2021-22 BUDGET	4,459,748.00	4,451,615.00	2,210,350.00	1,975,669.00	9,044,479.00	7,709,175.00
■ YTD AS OF 08/31/2021	2,024,748.92	1,407,861.50	607,540.55	428,248.48	8,099,547.97	1,890,238.73

**REVENUE AND EXPENDITURE REPORT FOR GILBERTS VILLAGE**  
**PERIOD ENDING 08/31/2021 - DETAIL**  
**% Fiscal Year Completed: 33.70**

GL NUMBER	DESCRIPTION	2021-2022 BUDGET	YTD BALANCE 08/31/2021	ACTIVITY FOR		
				MONTH 08/31/2021	AVAILABLE BALANCE	% BDGT USED
Fund 01 - GENERAL FUND						
Revenues						
Dept 00 - GENERAL FUND						
01-00-3010	PROPERTY TAX	1,289,930.00	687,347.76	(508,194.57)	602,582.24	53
01-00-3020	PERSONAL PROPERTY REPL TAX	300.00	231.33	11.77	68.67	77
01-00-3030	TAX-SALES	281,960.00	158,410.98	45,364.18	123,549.02	56
01-00-3040	TAX-STATE INCOME	766,493.00	359,585.20	51,159.76	406,907.80	47
01-00-3041	STATE LOCAL USE TAX	300,050.00	80,668.04	19,126.48	219,381.96	27
01-00-3043	CANNABIS USE TAX	6,137.00	3,228.31	719.34	2,908.69	53
01-00-3060	LICENSE-LIQUOR	11,900.00	900.00	-	11,000.00	8
01-00-3090	PULLTABS & JAR GAMES TAX	848.00	673.54	673.54	174.46	79
01-00-3100	FEE-BUSINESS REGISTRATION	3,800.00	3,925.00	500.00	(125.00)	103
01-00-3110	FEE-CABLE FRANCHISE	62,350.00	25,664.98	7,191.01	36,685.02	41
01-00-3140	UTIL TAX-ELECTRIC	169,450.00	63,317.57	20,183.59	106,132.43	37
01-00-3150	ULT TAX-GAS	75,000.00	30,714.40	5,382.55	44,285.60	41
01-00-3160	CONTRACTOR REGISTRATION	10,000.00	3,230.00	510.00	6,770.00	32
01-00-3180	ULIT TAX-COMMUNICATIONS	85,000.00	22,333.21	5,669.84	62,666.79	26
01-00-3200	ZBA/PLAN.COMM. HEARINGS	-	2,000.00	500.00	(2,000.00)	100
01-00-3210	MISCELLANEOUS INCOME	5,000.00	50,964.89	46,280.45	(45,964.89)	1019
01-00-3211	PLANNED USE OF FUND RESERVES	190,245.00	-	-	190,245.00	0
01-00-3220	FINES-COURT	15,000.00	8,406.40	2,357.10	6,593.60	56
01-00-3230	FINES-OTHER	2,400.00	700.00	400.00	1,700.00	29
01-00-3250	FEES-BUILDING PERMITS	26,288.00	79,352.32	58,531.32	(53,064.32)	302
01-00-3260	OVERWT/SIZE PERMIT FEE	3,500.00	2,880.00	590.00	620.00	82
01-00-3280	FEES-BUILDING PERMITS-PASS THRU	15,188.00	2,750.00	600.00	12,438.00	18
01-00-3290	RECYCLING LICENSE	2,500.00	-	-	2,500.00	0
01-00-3330	PARK PAVILION RENTAL	175.00	525.00	135.00	(350.00)	300
01-00-3400	CD INTEREST	3,000.00	103.76	-	2,896.24	3
01-00-3410	INTEREST EARNED	550.00	365.62	205.34	184.38	66
01-00-3440	PARK IMPACT FEES	42,420.00	39,720.00	39,720.00	2,700.00	94
01-00-3451	GILBERTS POLICE REPORT REQUEST	200.00	140.00	80.00	60.00	70



GL NUMBER	DESCRIPTION	2021-2022 BUDGET	YTD BALANCE 08/31/2021	ACTIVITY FOR		
				MONTH 08/31/2021	AVAILABLE BALANCE	% BDGT USED
01-00-3460	MUNICIPAL UTILITY IMPACT FEE	7,500.00	-	-	7,500.00	0
01-00-3470	INTEREST EARNED - ILLINOIS FUNDS	8,800.00	373.68	-	8,426.32	4
01-00-3480	ANTENNA RENTAL	65,380.00	21,793.24	5,448.31	43,586.76	33
01-00-3500	GRANT REVENUE	5,334.00	-	-	5,334.00	0
01-00-3520	MISCELLANEOUS LICENSE	-	-	(5.00)	-	0
01-00-3530	VACANT BUILDING REGISTRATION	380.00	-	-	380.00	0
01-00-3540	RAFFLE LICENSE	70.00	-	-	70.00	0
01-00-3560	GARBAGE HAULER LICENSE	800.00	-	-	800.00	0
01-00-3580	VIDEO GAMING	65,000.00	53,154.57	13,847.52	11,845.43	82
01-00-3590	VIDEO GAMING LICENSE	1,050.00	-	-	1,050.00	0
01-00-3630	MUNICIPAL IMPACT FEE	41,250.00	15,479.84	4,479.84	25,770.16	38
Total Dept 00 - GENERAL FUND		3,565,248.00	1,718,939.64	(178,532.63)	1,846,308.36	48
Dept 07 - ENHANCED DUI PROGRAM						
01-07-3007	ENHANCED DUI- DUI TOWING	1,000.00	-	-	1,000.00	0
01-07-3017	ENHANCED DUI - VEHICLE SEIZURE	3,000.00	2,000.00	500.00	1,000.00	67
Total Dept 07 - ENHANCED DUI PROGRAM		4,000.00	2,000.00	500.00	2,000.00	50
Dept 08 - GARBAGE HAULING						
01-08-3018	GARBAGE REVENUE	847,000.00	288,131.74	85,510.84	558,868.26	34
01-08-3028	FRANCHISE REVENUE -GARBAGE	39,000.00	13,904.55	2,785.12	25,095.45	36
01-08-3080	LATE FEES	4,500.00	1,772.99	887.17	2,727.01	39
Total Dept 08 - GARBAGE HAULING		890,500.00	303,809.28	89,183.13	586,690.72	34
TOTAL REVENUES		4,459,748.00	2,024,748.92	(88,849.50)	2,434,999.08	45
Expenditures						
Dept 01 - ADMINISTRATIVE						
01-01-5010	WAGES-BOARD	24,000.00	7,875.00	2,000.00	16,125.00	33
01-01-5020	WAGES-PLANNING AND ZBA	2,100.00	225.00	125.00	1,875.00	11
01-01-5030	WAGES-GENERAL	290,405.00	84,805.79	21,466.86	205,599.21	29
01-01-5032	WAGES - OVERTIME	1,000.00	-	-	1,000.00	0
01-01-5040	FICA	17,471.00	5,555.74	1,411.69	11,915.26	32
01-01-5050	MEDICARE	4,086.00	1,299.36	330.15	2,786.64	32
01-01-5051	STATE UNEMPL TAX	8,000.00	905.77	-	7,094.23	11
01-01-5052	IMRF	36,238.00	9,784.51	2,450.93	26,453.49	27

GL NUMBER	DESCRIPTION	2021-2022	YTD BALANCE	ACTIVITY FOR		% BDGT USED
		BUDGET	08/31/2021	MONTH 08/31/2021	AVAILABLE BALANCE	
01-01-5054	GROUP HEALTH INS	43,579.00	14,096.28	3,629.01	29,482.72	32
01-01-5056	WORKER'S COMP INS	36,172.00	-	-	36,172.00	0
01-01-5060	OPERATING EXPENSE	3,500.00	321.04	14.99	3,178.96	9
01-01-5070	DUES	6,930.00	5,001.25	-	1,928.75	72
01-01-5080	LEGAL NOTICES	1,500.00	569.25	-	930.75	38
01-01-5090	COMMUNICATIONS	8,352.00	2,974.25	835.08	5,377.75	36
01-01-5100	POSTAGE	2,300.00	616.80	200.00	1,683.20	27
01-01-5110	PRINTING	7,100.00	-	-	7,100.00	0
01-01-5150	COMMUNITY RELATIONS	7,130.00	816.07	421.07	6,313.93	11
01-01-5170	PUBLICATIONS/BROCHURES	120.00	-	-	120.00	0
01-01-5190	RENTAL-EQUIPMENT	6,000.00	1,117.82	503.23	4,882.18	19
01-01-5200	OFFICE SUPPLIES	3,500.00	3,389.39	116.78	110.61	97
01-01-5210	NISRA EXPENSE	900.00	-	-	900.00	0
01-01-5220	LEGAL LITIGATION	8,000.00	-	-	8,000.00	0
01-01-5230	LEGAL EXPENSE	65,000.00	22,976.17	9,481.17	42,023.83	35
01-01-5234	UTILITY IMPACT EXPENSE - FIBER	4,500.00	-	-	4,500.00	0
01-01-5240	ACCOUNTING SERVICES	25,000.00	17,680.00	-	7,320.00	71
01-01-5252	STORM WATER MGMT. PROFESSIONAL	10,000.00	-	-	10,000.00	0
01-01-5270	BANK FEES	175.00	-	-	175.00	0
01-01-5310	INSURANCE LIABILITY	33,872.00	-	-	33,872.00	0
01-01-5320	INSURANCE VEHICLES & EQUIP.	13,370.00	-	-	13,370.00	0
01-01-5360	ENGINEERING SERVICES	15,800.00	7,505.00	3,388.00	8,295.00	48
01-01-5400	MAINTENANCE EQUIPMENT	600.00	-	-	600.00	0
01-01-5410	MAINTENANCE BUILDING	7,935.00	841.14	-	7,093.86	11
01-01-5450	CONTRACTUAL SERVICES	28,872.00	10,310.09	2,374.40	18,561.91	36
01-01-5480	CAPITAL EQUIPMENT	40,245.00	1,680.00	1,680.00	38,565.00	4
01-01-5491	EMPLOYEE ENGAGEMENT	1,515.00	352.74	-	1,162.26	23
01-01-5560	VILLAGE PLANNER SERVICES	15,000.00	-	-	15,000.00	0
01-01-5580	TRAINING EXPENSE	14,005.00	-	-	14,005.00	0
01-01-5661	73 INDUSTRIAL PRINCIPAL	25,000.00	8,645.74	2,148.42	16,354.26	35
01-01-5671	73 INDUSTRIAL INTEREST	17,000.00	5,396.42	1,362.12	11,603.58	32
01-01-8500	TRANSFERS OUT	900.00	-	-	900.00	0
Total Dept 01 - ADMINISTRATIVE		837,172.00	214,740.62	53,938.90	622,431.38	26

Dept 02 - POLICE

GL NUMBER	DESCRIPTION	2021-2022	YTD BALANCE	ACTIVITY FOR		
		BUDGET	08/31/2021	MONTH 08/31/2021	AVAILABLE BALANCE	% BDGT USED
01-02-5030	WAGES-POLICE	842,618.00	260,240.23	60,129.49	582,377.77	31
01-02-5031	WAGES - HOLIDAY WORKED	25,000.00	4,238.91	-	20,761.09	17
01-02-5032	WAGES - OVERTIME	15,000.00	15,197.26	2,327.96	(197.26)	101
01-02-5040	FICA	54,661.00	16,787.56	3,733.34	37,873.44	31
01-02-5050	MEDICARE	12,784.00	3,926.11	873.13	8,857.89	31
01-02-5052	IMRF	3,599.00	954.51	242.94	2,644.49	27
01-02-5054	GROUP HEALTH INS	130,055.00	37,431.36	9,549.40	92,623.64	29
01-02-5058	UNIFORMS	13,100.00	7,198.25	4,888.58	5,901.75	55
01-02-5060	OPERATING EXPENSE	5,750.00	708.97	-	5,041.03	12
01-02-5070	DUES	3,645.00	2,330.00	750.00	1,315.00	64
01-02-5080	LEGAL NOTICES	300.00	158.30	-	141.70	53
01-02-5090	COMMUNICATIONS	10,000.00	3,015.46	828.35	6,984.54	30
01-02-5110	PRINTING	500.00	94.46	54.46	405.54	19
01-02-5170	PUBLICATIONS/BROCHURES	150.00	106.00	-	44.00	71
01-02-5180	SMALL TOOLS AND EQUIPMENT	500.00	-	-	500.00	0
01-02-5200	OFFICE SUPPLIES	2,000.00	1,525.57	472.78	474.43	76
01-02-5230	LEGAL EXPENSE	5,500.00	1,600.00	400.00	3,900.00	29
01-02-5300	DISPATCHING	86,571.00	84,771.00	-	1,800.00	98
01-02-5370	GASOLINE & OIL	28,000.00	6,014.63	2,189.31	21,985.37	21
01-02-5390	MAINTENANCE VEHICLES	24,150.00	11,101.08	3,597.50	13,048.92	46
01-02-5400	MAINTENANCE EQUIPMENT	3,000.00	846.60	569.16	2,153.40	28
01-02-5410	MAINTENANCE BUILDING	7,560.00	2,550.31	54.18	5,009.69	34
01-02-5450	CONTRACTUAL SERVICES	13,637.00	4,811.28	1,908.70	8,825.72	35
01-02-5480	CAPITAL EQUIPMENT	47,000.00	-	-	47,000.00	0
01-02-5570	COMMUNITY RELATIONS	1,500.00	-	-	1,500.00	0
01-02-5580	TRAINING EXPENSE	12,500.00	4,805.40	-	7,694.60	38
Total Dept 02 - POLICE		1,349,080.00	470,413.25	92,569.28	878,666.75	35
Dept 03 - PUBLIC WORKS						
01-03-5030	WAGES-PPW	236,602.00	79,871.98	20,178.76	156,730.02	34
01-03-5032	WAGES - OVERTIME	14,000.00	154.27	69.77	13,845.73	1
01-03-5040	FICA	15,538.00	4,782.61	1,211.11	10,755.39	31
01-03-5050	MEDICARE	3,634.00	1,118.53	283.25	2,515.47	31
01-03-5052	IMRF	32,228.00	9,146.40	2,302.82	23,081.60	28
01-03-5054	GROUP HEALTH INS	42,289.00	13,653.12	3,369.74	28,635.88	32

GL NUMBER	DESCRIPTION	ACTIVITY FOR				
		2021-2022 BUDGET	YTD BALANCE 08/31/2021	MONTH 08/31/2021	AVAILABLE BALANCE	% BDGT USED
01-03-5058	UNIFORMS	1,500.00	-	-	1,500.00	0
01-03-5060	OPERATING EXPENSE	1,150.00	383.28	-	766.72	33
01-03-5070	DUES	360.00	360.00	-	-	100
01-03-5090	COMMUNICATIONS	4,000.00	1,214.37	361.03	2,785.63	30
01-03-5180	SMALL TOOLS AND EQUIPMENT	2,500.00	816.48	16.23	1,683.52	33
01-03-5190	RENTAL-EQUIPMENT	1,500.00	368.00	184.00	1,132.00	25
01-03-5251	NPDES PERMITS	3,000.00	1,000.00	-	2,000.00	33
01-03-5260	STREETLIGHTING	38,100.00	12,873.79	4,087.04	25,226.21	34
01-03-5370	GASOLINE & OIL	14,000.00	2,863.92	875.72	11,136.08	20
01-03-5380	SIGNS EXPENSE	12,500.00	671.17	-	11,828.83	5
01-03-5390	MAINTENANCE VEHICLES	20,000.00	11,626.18	3,575.69	8,373.82	58
01-03-5400	MAINTENANCE EQUIPMENT	10,000.00	1,667.56	306.78	8,332.44	17
01-03-5410	MAINTENANCE BUILDING	1,600.00	1,691.86	894.95	(91.86)	106
01-03-5420	MAINTENANCE STREETS	28,000.00	1,436.82	798.08	26,563.18	5
01-03-5440	MAINTENANCE GROUNDS	3,000.00	468.44	192.46	2,531.56	16
01-03-5441	TREE/SIDEWALK REPLACEMENT	2,500.00	508.48	-	1,991.52	20
01-03-5450	CONTRACTUAL SERVICES	36,518.00	6,896.00	4,315.00	29,622.00	19
01-03-5461	WEATHER SIREN MAINTENANCE	2,500.00	-	-	2,500.00	0
01-03-5480	CAPITAL EQUIPMENT	175,000.00	74,450.00	-	100,550.00	43
01-03-5580	TRAINING EXPENSE	3,000.00	182.50	-	2,817.50	6
Total Dept 03 - PUBLIC WORKS		705,019.00	228,205.76	43,022.43	476,813.24	32
Dept 04 - BUILDING						
01-04-5030	WAGES-BUILDING	91,574.00	28,774.36	7,269.11	62,799.64	31
01-04-5040	FICA	5,678.00	1,774.79	448.44	3,903.21	31
01-04-5050	MEDICARE	1,328.00	415.07	104.88	912.93	31
01-04-5052	IMRF	5,621.00	1,690.57	428.34	3,930.43	30
01-04-5054	GROUP HEALTH INS	-	13.20	3.30	(13.20)	100
01-04-5058	UNIFORMS	200.00	-	-	200.00	0
01-04-5070	DUES	360.00	-	-	360.00	0
01-04-5090	COMMUNICATIONS	3,000.00	935.86	263.23	2,064.14	31
01-04-5110	PRINTING	10,770.00	-	-	10,770.00	0
01-04-5200	OFFICE SUPPLIES	1,000.00	33.20	2.00	966.80	3
01-04-5250	BUILDING PERMIT EXPENSE	2,000.00	-	-	2,000.00	0
01-04-5280	BUILDING PERMIT EXPENSE-PASS THRU	22,000.00	4,133.50	2,545.00	17,866.50	19

GL NUMBER	DESCRIPTION	ACTIVITY FOR				
		2021-2022 BUDGET	YTD BALANCE 08/31/2021	MONTH 08/31/2021	AVAILABLE BALANCE	% BDGT USED
01-04-5370	GASOLINE & OIL	1,000.00	248.47	88.58	751.53	25
01-04-5390	MAINTENANCE VEHICLES	2,000.00	-	-	2,000.00	0
01-04-5450	CONTRACTUAL SERVICES	5,500.00	1,121.48	379.39	4,378.52	20
01-04-5580	TRAINING EXPENSE	1,000.00	-	-	1,000.00	0
Total Dept 04 - BUILDING		153,031.00	39,140.50	11,532.27	113,890.50	26
Dept 06 - PARKS						
01-06-5030	REG WAGES	27,717.00	-	-	27,717.00	0
01-06-5040	FICA	1,719.00	-	-	1,719.00	0
01-06-5050	MEDICARE	402.00	-	-	402.00	0
01-06-5060	OPERATING EXPENSE	250.00	-	-	250.00	0
01-06-5090	COMMUNICATIONS	2,520.00	853.97	217.71	1,666.03	34
01-06-5120	UTILITIES	4,200.00	3,816.94	619.37	383.06	91
01-06-5190	RENTAL-EQUIPMENT	2,500.00	-	-	2,500.00	0
01-06-5211	MAINTENANCE SUPPLIES	1,300.00	595.00	595.00	705.00	46
01-06-5350	MINOR PARK PROJECTS	1,200.00	-	-	1,200.00	0
01-06-5370	GASOLINE & OIL	600.00	-	-	600.00	0
01-06-5391	MAINTENANCE-SPORTS/PLAYGROUND EQUIP.	500.00	618.00	-	(118.00)	124
01-06-5400	MAINTENANCE EQUIPMENT	6,100.00	1,049.38	401.53	5,050.62	17
01-06-5410	MAINTENANCE BUILDING	5,700.00	3,709.28	-	1,990.72	65
01-06-5440	MAINTENANCE GROUNDS	2,000.00	621.95	600.00	1,378.05	31
01-06-5450	CONTRACTUAL SERVICES	4,750.00	-	-	4,750.00	0
01-06-5480	CAPITAL EQUIPMENT	142,000.00	-	-	142,000.00	0
Total Dept 06 - PARKS		203,458.00	11,264.52	2,433.61	192,193.48	6
Dept 07 - ENHANCED DUI PROGRAM						
01-07-5030	WAGES-ENHANCED DUI	8,000.00	-	-	8,000.00	0
01-07-5040	FICA	500.00	-	-	500.00	0
01-07-5050	MEDICARE	116.00	-	-	116.00	0
01-07-5180	SMALL TOOLS AND EQUIPMENT	2,500.00	-	-	2,500.00	0
Total Dept 07 - ENHANCED DUI PROGRAM		11,116.00	-	-	11,116.00	0
Dept 08 - GARBAGE HAULING						
01-08-5068	GARBAGE HAULING EXPENSE	660,000.00	222,566.04	55,702.46	437,433.96	34
01-08-5078	ADMINISTRATIVE COSTS	27,000.00	-	-	27,000.00	0

GL NUMBER	DESCRIPTION	ACTIVITY FOR				
		2021-2022 BUDGET	YTD BALANCE 08/31/2021	MONTH 08/31/2021	AVAILABLE BALANCE	% BDGT USED
01-08-8500	TRANSFERS OUT	90,000.00	-	-	90,000.00	0
Total Dept 08 - GARBAGE HAULING		777,000.00	222,566.04	55,702.46	554,433.96	29
Dept 89 - GPD DOWN STATE PENSION FUND						
01-89-5621	GPD DOWNSTATE PENSION FUND	415,739.00	221,530.81	221,530.81	194,208.19	53
Total Dept 89 - GPD DOWN STATE PENSION FUND		415,739.00	221,530.81	221,530.81	194,208.19	53
TOTAL EXPENDITURES		4,451,615.00	1,407,861.50	480,729.76	3,043,753.50	32
<b>Fund 01 - GENERAL FUND:</b>						
TOTAL REVENUES		4,459,748.00	2,024,748.92	(88,849.50)	2,434,999.08	45
TOTAL EXPENDITURES		4,451,615.00	1,407,861.50	480,729.76	3,043,753.50	32
NET OF REVENUES & EXPENDITURES		8,133.00	616,887.42	(569,579.26)	(608,754.42)	

GL NUMBER	DESCRIPTION	2021-2022 BUDGET	YTD BALANCE 08/31/2021	ACTIVITY FOR		AVAILABLE BALANCE	% BDGT USED
				MONTH 08/31/2021			
Fund 11 - COMMUNITY DAYS							
Revenues							
Dept 00 - GENERAL FUND							
11-00-3015	COMMUNITY DAYS DONATIONS	14,000.00	-	-		14,000.00	0
11-00-3210	OTHER INCOME	17,000.00	-	-		17,000.00	0
11-00-3520	VENDOR FEES	3,500.00	-	-		3,500.00	0
11-00-3980	BEVERAGE SALES	12,000.00	-	-		12,000.00	0
11-00-8100	TRANSFERS IN	900.00	-	-		900.00	0
Total Dept 00 - GENERAL FUND		47,400.00	-	-		47,400.00	0
TOTAL REVENUES		47,400.00	-	-		47,400.00	0
Expenditures							
Dept 00 - GENERAL FUND							
11-00-5060	BEVERAGE OPERATIONS	8,466.00	-	-		8,466.00	0
11-00-5070	PERMITS & LICENSES	55.00	-	-		55.00	0
11-00-5079	ADVERTISING / MARKETING	3,670.00	-	-		3,670.00	0
11-00-5130	MISCELLANEOUS EXPENSES	410.00	-	-		410.00	0
11-00-5159	ENTERTAINMENT	29,625.00	-	-		29,625.00	0
11-00-5610	EQUIPMENT & SERVICES	3,900.00	-	-		3,900.00	0
Total Dept 00 - GENERAL FUND		46,126.00	-	-		46,126.00	0
TOTAL EXPENDITURES		46,126.00	-	-		46,126.00	0
<b>Fund 11 - COMMUNITY DAYS:</b>							
<b>TOTAL REVENUES</b>		<b>47,400.00</b>	-	-		<b>47,400.00</b>	<b>0</b>
<b>TOTAL EXPENDITURES</b>		<b>46,126.00</b>	-	-		<b>46,126.00</b>	<b>0</b>
<b>NET OF REVENUES &amp; EXPENDITURES</b>		<b>1,274.00</b>	-	-		<b>1,274.00</b>	

GL NUMBER	DESCRIPTION	2021-2022 BUDGET	YTD BALANCE 08/31/2021	ACTIVITY FOR		% BDGT USED
				MONTH 08/31/2021	AVAILABLE BALANCE	
Fund 12 - INFRASTRUCTURE FUND						
Revenues						
Dept 00 - GENERAL FUND						
12-00-3011	BOND PROCEEDS	-	4,203,380.35	4,203,380.35	(4,203,380.35)	100
12-00-3031	NON HOME RULE 1% SALES TAX	258,000.00	142,891.12	40,668.11	115,108.88	55
12-00-3050	TAX-ROAD AND BRIDGE	7,600.00	5,157.18	186.45	2,442.82	68
12-00-3390	SSA#24 BOND INTEREST	100.00	-	-	100.00	0
12-00-3410	INTEREST EARNED	-	96.61	96.61	(96.61)	100
12-00-8100	TRANSFERS IN	90,000.00	-	-	90,000.00	0
Total Dept 00 - GENERAL FUND		355,700.00	4,351,525.26	4,244,331.52	(3,995,825.26)	1223
<b>TOTAL REVENUES</b>		<b>355,700.00</b>	<b>4,351,525.26</b>	<b>4,244,331.52</b>	<b>(3,995,825.26)</b>	<b>1223</b>
Expenditures						
Dept 00 - GENERAL FUND						
12-00-5360	ENGINEERING SERVICES	20,000.00	-	-	20,000.00	0
12-00-5490	GO BOND PRINCIPAL	225,000.00	-	-	225,000.00	0
12-00-5491	GO BOND INTEREST	9,000.00	4,500.00	-	4,500.00	50
Total Dept 00 - GENERAL FUND		254,000.00	4,500.00	-	249,500.00	2
<b>TOTAL EXPENDITURES</b>		<b>254,000.00</b>	<b>4,500.00</b>	<b>-</b>	<b>249,500.00</b>	<b>2</b>
<b>Fund 12 - INFRASTRUCTURE FUND:</b>						
<b>TOTAL REVENUES</b>		<b>355,700.00</b>	<b>4,351,525.26</b>	<b>4,244,331.52</b>	<b>(3,995,825.26)</b>	<b>1223</b>
<b>TOTAL EXPENDITURES</b>		<b>254,000.00</b>	<b>4,500.00</b>	<b>-</b>	<b>249,500.00</b>	<b>2</b>
<b>NET OF REVENUES &amp; EXPENDITURES</b>		<b>101,700.00</b>	<b>4,347,025.26</b>	<b>4,244,331.52</b>	<b>(4,245,325.26)</b>	



GL NUMBER	DESCRIPTION	2021-2022 BUDGET	YTD BALANCE 08/31/2021	ACTIVITY FOR		
				MONTH 08/31/2021	AVAILABLE BALANCE	% BDGT USED
Fund 20 - WATER SYSTEM						
Revenues						
Dept 00 - GENERAL FUND						
20-00-3022	INCOME - WASTEWATER	750,000.00	273,907.38	94,098.53	476,092.62	37
20-00-3032	INCOME - WATER	850,000.00	308,333.07	110,917.67	541,666.93	36
20-00-3080	LATE FEES	20,000.00	7,287.30	3,322.60	12,712.70	36
20-00-3210	MISCELLANEOUS INCOME	-	70.48	-	(70.48)	100
20-00-3211	PLANNED USE OF FUND RESERVES	549,500.00	-	-	549,500.00	0
20-00-3310	FEE-TAP-ON - WATER	1,700.00	-	-	1,700.00	0
20-00-3360	METER SALES	7,050.00	15,962.32	14,084.40	(8,912.32)	226
20-00-3390	SSA#24 BOND INTEREST	100.00	0.02	-	99.98	0
20-00-3400	CD INTEREST	4,000.00	131.03	-	3,868.97	3
20-00-3410	INTEREST EARNED	24,000.00	1,695.70	203.16	22,304.30	7
20-00-3470	INTEREST EARNED - ILLINOIS FUNDS	4,000.00	153.25	-	3,846.75	4
Total Dept 00 - GENERAL FUND		2,210,350.00	607,540.55	222,626.36	1,602,809.45	27
TOTAL REVENUES		2,210,350.00	607,540.55	222,626.36	1,602,809.45	27
Expenditures						
Dept 10 - WATER SYSTEMS						
20-10-5030	REG. WAGES	188,223.00	58,491.61	12,528.79	129,731.39	31
20-10-5032	WAGES - OVERTIME	7,000.00	-	-	7,000.00	0
20-10-5040	FICA	11,831.00	3,403.81	730.33	8,427.19	29
20-10-5050	MEDICARE	2,767.00	796.05	170.76	1,970.95	29
20-10-5052	IMRF	24,540.00	7,334.80	1,571.16	17,205.20	30
20-10-5054	GROUP HEALTH INS	40,873.00	12,582.80	2,874.01	28,290.20	31
20-10-5056	WORKER'S COMP INS	15,502.00	-	-	15,502.00	0
20-10-5058	UNIFORMS	1,000.00	400.00	-	600.00	40
20-10-5070	DUES	450.00	424.92	-	25.08	94
20-10-5080	LEGAL NOTICES	100.00	-	-	100.00	0
20-10-5090	COMMUNICATIONS	7,600.00	2,418.94	677.30	5,181.06	32
20-10-5091	JULIE LOCATE SUPPLIES	500.00	-	-	500.00	0
20-10-5100	POSTAGE	3,250.00	841.50	-	2,408.50	26
20-10-5110	PRINTING	2,900.00	857.47	93.13	2,042.53	30

GL NUMBER	DESCRIPTION	2021-2022	YTD BALANCE	ACTIVITY FOR		% BDGT USED
		BUDGET	08/31/2021	MONTH	AVAILABLE	
				08/31/2021	BALANCE	
20-10-5120	UTILITIES	94,000.00	22,973.41	7,314.24	71,026.59	24
20-10-5180	SMALL TOOLS AND EQUIPMENT	6,000.00	1,141.80	361.22	4,858.20	19
20-10-5190	RENTAL-EQUIPMENT	500.00	-	-	500.00	0
20-10-5200	OFFICE SUPPLIES	1,000.00	35.59	-	964.41	4
20-10-5213	OUTSIDE SERVICES	10,000.00	-	-	10,000.00	0
20-10-5262	LAB SUPPLIES & EQUIPMENT	8,000.00	6,186.68	292.52	1,813.32	77
20-10-5281	CHEMICALS	28,600.00	8,935.91	3,488.22	19,664.09	31
20-10-5301	MAINT SUPPLIES-JANTORIAL	450.00	200.00	-	250.00	44
20-10-5310	INSURANCE LIABILITY	21,656.00	-	-	21,656.00	0
20-10-5320	INSURANCE VEHICLES & EQUIP.	8,548.00	-	-	8,548.00	0
20-10-5360	ENGINEERING SERVICES	10,000.00	-	-	10,000.00	0
20-10-5370	GASOLINE & OIL	3,000.00	886.54	266.25	2,113.46	30
20-10-5381	MAINTENANCE PARTS & MATERIALS	10,000.00	2,218.87	224.36	7,781.13	22
20-10-5390	MAINTENANCE VEHICLES	3,500.00	223.97	207.93	3,276.03	6
20-10-5410	MAINTENANCE BUILDING	2,000.00	162.28	-	1,837.72	8
20-10-5431	HYDRANT MAINTENANCE	5,000.00	-	-	5,000.00	0
20-10-5450	CONTRACTUAL SERVICES	58,103.00	41,920.05	1,063.74	16,182.95	72
20-10-5480	CAPITAL EQUIPMENT	554,500.00	1,961.96	-	552,538.04	0
20-10-5510	WATER METERS	31,185.00	22,859.53	19,940.59	8,325.47	73
20-10-5520	LABORATORY TESTING	10,000.00	4,592.66	2,015.00	5,407.34	46
20-10-5580	TRAINING EXPENSE	3,300.00	-	-	3,300.00	0
20-10-5601	REPAIRS-WATER DISTRIBUTION SYS.	10,000.00	-	-	10,000.00	0
20-10-5652	BRINE HAULING EXPENSES	40,000.00	8,908.89	3,030.72	31,091.11	22
20-10-5662	IEPA LOAN-PRINCIPAL	25,826.00	12,850.53	12,850.53	12,975.47	50
20-10-5672	IEPA LOAN - INTEREST	7,156.00	3,644.88	3,644.88	3,511.12	51
Total Dept 10 - WATER SYSTEMS		1,258,860.00	227,255.45	73,345.68	1,031,604.55	18
Dept 20 - WASTEWATER SYSTEMS						
20-20-5030	WAGES	179,346.00	55,936.56	11,017.08	123,409.44	31
20-20-5032	WAGES - OVERTIME	7,000.00	-	-	7,000.00	0
20-20-5040	FICA	11,554.00	3,287.29	649.51	8,266.71	28
20-20-5050	MEDICARE	2,703.00	768.82	151.96	1,934.18	28
20-20-5052	IMRF	23,964.00	7,014.46	1,381.49	16,949.54	29
20-20-5054	GROUP HEALTH INS	34,731.00	10,434.80	2,233.90	24,296.20	30
20-20-5058	UNIFORMS	800.00	400.00	-	400.00	50

GL NUMBER	DESCRIPTION	2021-2022 BUDGET	YTD BALANCE 08/31/2021	ACTIVITY FOR		% BDGT USED
				MONTH 08/31/2021	AVAILABLE BALANCE	
20-20-5090	COMMUNICATIONS	3,800.00	1,212.64	362.54	2,587.36	32
20-20-5091	JULIE LOCATE SUPPLIES	400.00	-	-	400.00	0
20-20-5100	POSTAGE	3,250.00	837.13	-	2,412.87	26
20-20-5110	PRINTING	2,900.00	857.48	93.14	2,042.52	30
20-20-5120	UTILITIES	126,000.00	37,117.05	9,026.72	88,882.95	29
20-20-5180	SMALL TOOLS AND EQUIPMENT	2,500.00	-	-	2,500.00	0
20-20-5190	RENTAL-EQUIPMENT	1,500.00	900.00	-	600.00	60
20-20-5200	OFFICE SUPPLIES	1,000.00	39.92	-	960.08	4
20-20-5213	OUTSIDE SERVICES	15,000.00	-	-	15,000.00	0
20-20-5251	NPDES PERMITS	20,000.00	17,500.00	-	2,500.00	88
20-20-5262	LAB SUPPLIES & EQUIPMENT	8,500.00	1,624.94	1,335.39	6,875.06	19
20-20-5281	CHEMICALS	35,000.00	5,248.54	-	29,751.46	15
20-20-5301	MAINT SUPPLIES-JANITORIAL	450.00	200.00	-	250.00	44
20-20-5360	ENGINEERING SERVICES	10,000.00	-	-	10,000.00	0
20-20-5370	GASOLINE & OIL	4,000.00	886.54	266.25	3,113.46	22
20-20-5381	MAINTENANCE PARTS & MATERIALS	15,000.00	1,360.56	37.55	13,639.44	9
20-20-5390	MAINTENANCE VEHICLES	4,000.00	207.91	207.91	3,792.09	5
20-20-5410	MAINTENANCE BUILDING	1,000.00	147.28	-	852.72	15
20-20-5450	CONTRACTUAL SERVICES	63,311.00	44,073.84	41,154.65	19,237.16	70
20-20-5480	CAPITAL EQUIPMENT	66,300.00	1,961.96	-	64,338.04	3
20-20-5520	LABORATORY TESTING	30,000.00	-	-	30,000.00	0
20-20-5580	TRAINING EXPENSE	2,800.00	575.00	575.00	2,225.00	21
20-20-5602	REPAIRS-W/WATER COLLECTION SYS.	10,000.00	-	-	10,000.00	0
20-20-5660	COLLECTION SYS. PUMP MAINT.	30,000.00	8,400.31	4,560.22	21,599.69	28
Total Dept 20 - WASTEWATER SYSTEMS		716,809.00	200,993.03	73,053.31	515,815.97	28
TOTAL EXPENDITURES		1,975,669.00	428,248.48	146,398.99	1,547,420.52	22
<b>Fund 20 - WATER SYSTEM:</b>						
TOTAL REVENUES		2,210,350.00	607,540.55	222,626.36	1,602,809.45	27
TOTAL EXPENDITURES		1,975,669.00	428,248.48	146,398.99	1,547,420.52	22
NET OF REVENUES & EXPENDITURES		234,681.00	179,292.07	76,227.37	55,388.93	

GL NUMBER	DESCRIPTION	2021-2022	YTD BALANCE	ACTIVITY FOR	AVAILABLE	% BDGT
		BUDGET	08/31/2021	MONTH	BALANCE	USED
Fund 30 - MFT						
Revenues						
Dept 00 - GENERAL FUND						
30-00-3410	INTEREST EARNED	120.00	82.36	20.70	37.64	69
30-00-3450	MOTOR FUEL TAX	415,954.00	166,679.10	22,891.09	249,274.90	40
30-00-3470	INTEREST EARNED - ILLINOIS FUNDS	2,000.00	76.89	-	1,923.11	4
Total Dept 00 - GENERAL FUND		418,074.00	166,838.35	22,911.79	251,235.65	40
<b>TOTAL REVENUES</b>		<b>418,074.00</b>	<b>166,838.35</b>	<b>22,911.79</b>	<b>251,235.65</b>	<b>40</b>
Expenditures						
Dept 00 - GENERAL FUND						
30-00-5462	MFT RESOLUTION	75,000.00	-	-	75,000.00	0
Total Dept 00 - GENERAL FUND		75,000.00	-	-	75,000.00	0
<b>TOTAL EXPENDITURES</b>		<b>75,000.00</b>	<b>-</b>	<b>-</b>	<b>75,000.00</b>	<b>0</b>
<b>Fund 30 - MFT:</b>						
<b>TOTAL REVENUES</b>		<b>418,074.00</b>	<b>166,838.35</b>	<b>22,911.79</b>	<b>251,235.65</b>	<b>40</b>
<b>TOTAL EXPENDITURES</b>		<b>75,000.00</b>	<b>-</b>	<b>-</b>	<b>75,000.00</b>	<b>0</b>
<b>NET OF REVENUES &amp; EXPENDITURES</b>		<b>343,074.00</b>	<b>166,838.35</b>	<b>22,911.79</b>	<b>176,235.65</b>	

GL NUMBER	DESCRIPTION	2021-2022	YTD BALANCE	ACTIVITY FOR	AVAILABLE	% BDGT
		BUDGET	08/31/2021	MONTH	BALANCE	USED
Fund 31 - PERFORMANCE BOND						
Revenues						
Dept 00 - GENERAL FUND						
31-00-3410	INTEREST EARNED	413.00	15.83	3.29	397.17	4
Total Dept 00 - GENERAL FUND		413.00	15.83	3.29	397.17	4
TOTAL REVENUES		413.00	15.83	3.29	397.17	4
<b>Fund 31 - PERFORMANCE BOND:</b>						
<b>TOTAL REVENUES</b>		<b>413.00</b>	<b>15.83</b>	<b>3.29</b>	<b>397.17</b>	<b>4</b>
<b>TOTAL EXPENDITURES</b>		<b>-</b>	<b>-</b>	<b>-</b>	<b>-</b>	<b>0</b>
<b>NET OF REVENUES &amp; EXPENDITURES</b>		<b>413.00</b>	<b>15.83</b>	<b>3.29</b>	<b>397.17</b>	

GL NUMBER	DESCRIPTION	2021-2022	YTD BALANCE	ACTIVITY FOR	AVAILABLE	% BDGT
		BUDGET	08/31/2021	MONTH	BALANCE	USED
Fund 34 - TIF#1 CENTRAL REDEVELOPMENT						
Revenues						
Dept 00 - GENERAL FUND						
34-00-3010	PROPERTY TAX	178,659.00	120,469.46	5,347.49	58,189.54	67
34-00-3410	INTEREST EARNED	365.00	219.80	61.25	145.20	60
Total Dept 00 - GENERAL FUND		179,024.00	120,689.26	5,408.74	58,334.74	67
<b>TOTAL REVENUES</b>		<b>179,024.00</b>	<b>120,689.26</b>	<b>5,408.74</b>	<b>58,334.74</b>	<b>67</b>
Expenditures						
Dept 00 - GENERAL FUND						
34-00-5061	ADMINISTRATIVE FEES	1,000.00	-	-	1,000.00	0
Total Dept 00 - GENERAL FUND		1,000.00	-	-	1,000.00	0
<b>TOTAL EXPENDITURES</b>		<b>1,000.00</b>	<b>-</b>	<b>-</b>	<b>1,000.00</b>	<b>0</b>
<b>Fund 34 - TIF#1 CENTRAL REDEVELOPMENT:</b>						
<b>TOTAL REVENUES</b>		<b>179,024.00</b>	<b>120,689.26</b>	<b>5,408.74</b>	<b>58,334.74</b>	<b>67</b>
<b>TOTAL EXPENDITURES</b>		<b>1,000.00</b>	<b>-</b>	<b>-</b>	<b>1,000.00</b>	<b>0</b>
<b>NET OF REVENUES &amp; EXPENDITURES</b>		<b>178,024.00</b>	<b>120,689.26</b>	<b>5,408.74</b>	<b>57,334.74</b>	

GL NUMBER	DESCRIPTION	2021-2022 BUDGET	YTD BALANCE 08/31/2021	ACTIVITY FOR		
				MONTH 08/31/2021	AVAILABLE BALANCE	% BDGT USED
Fund 35 - TIF#2 HIGGINS ROAD IND. PARK						
Revenues						
Dept 00 - GENERAL FUND						
35-00-3010	PROPERTY TAX	894,966.00	432,041.26	2,503.75	462,924.74	48
35-00-3410	INTEREST EARNED	650.00	286.42	78.24	363.58	44
Total Dept 00 - GENERAL FUND		895,616.00	432,327.68	2,581.99	463,288.32	48
<b>TOTAL REVENUES</b>		<b>895,616.00</b>	<b>432,327.68</b>	<b>2,581.99</b>	<b>463,288.32</b>	<b>48</b>
Expenditures						
Dept 00 - GENERAL FUND						
35-00-5061	ADMINISTRATIVE FEES	10,550.00	550.00	-	10,000.00	5
35-00-5071	TIF NOTE INTEREST	288,215.00	-	-	288,215.00	0
35-00-5081	TIF NOTE PRINCIPAL	517,000.00	-	-	517,000.00	0
Total Dept 00 - GENERAL FUND		815,765.00	550.00	-	815,215.00	0
<b>TOTAL EXPENDITURES</b>		<b>815,765.00</b>	<b>550.00</b>	<b>-</b>	<b>815,215.00</b>	<b>0</b>
<b>Fund 35 - TIF#2 HIGGINS ROAD IND. PARK:</b>						
<b>TOTAL REVENUES</b>		<b>895,616.00</b>	<b>432,327.68</b>	<b>2,581.99</b>	<b>463,288.32</b>	<b>48</b>
<b>TOTAL EXPENDITURES</b>		<b>815,765.00</b>	<b>550.00</b>	<b>-</b>	<b>815,215.00</b>	<b>0</b>
<b>NET OF REVENUES &amp; EXPENDITURES</b>		<b>79,851.00</b>	<b>431,777.68</b>	<b>2,581.99</b>	<b>(351,926.68)</b>	

GL NUMBER	DESCRIPTION	2021-2022	YTD BALANCE	ACTIVITY FOR	AVAILABLE	% BDGT
		BUDGET	08/31/2021	MONTH	BALANCE	USED
Fund 40 - DRUG FORFEITURE PD ACCOUNT						
Revenues						
Dept 00 - GENERAL FUND						
40-00-3410	INTEREST EARNED	15.00	4.16	-	10.84	28
Total Dept 00 - GENERAL FUND		15.00	4.16	-	10.84	28
TOTAL REVENUES		15.00	4.16	-	10.84	28
<b>Fund 40 - DRUG FORFEITURE PD ACCOUNT:</b>						
<b>TOTAL REVENUES</b>		<b>15.00</b>	<b>4.16</b>	<b>-</b>	<b>10.84</b>	<b>28</b>
<b>TOTAL EXPENDITURES</b>		<b>-</b>	<b>-</b>	<b>-</b>	<b>-</b>	<b>0</b>
<b>NET OF REVENUES &amp; EXPENDITURES</b>		<b>15.00</b>	<b>4.16</b>	<b>-</b>	<b>10.84</b>	



GL NUMBER	DESCRIPTION	2021-2022	YTD BALANCE	ACTIVITY FOR	AVAILABLE	% BDGT
		BUDGET	08/31/2021	MONTH	BALANCE	USED
Fund 43 - POLICE PENSION FUND						
Revenues						
Dept 00 - GENERAL FUND						
43-00-3421	UNREALIZED GAIN/LOSS	-	150,985.81	65,203.24	(150,985.81)	100
43-00-3490	EMPLOYER CONTRIBUTIONS	415,739.00	221,530.81	221,530.81	194,208.19	53
43-00-3491	EMPLOYEE CONTRIBUTIONS	62,400.00	23,341.34	5,870.84	39,058.66	37
Total Dept 00 - GENERAL FUND		478,139.00	395,857.96	292,604.89	82,281.04	83
<b>TOTAL REVENUES</b>		<b>478,139.00</b>	<b>395,857.96</b>	<b>292,604.89</b>	<b>82,281.04</b>	<b>83</b>
Expenditures						
Dept 00 - GENERAL FUND						
43-00-5321	PROFESSIONAL FEES	-	7,190.25	1,609.10	(7,190.25)	100
43-00-5509	PENSION EXPENSES	90,000.00	41,888.50	15,605.18	48,111.50	47
Total Dept 00 - GENERAL FUND		90,000.00	49,078.75	17,214.28	40,921.25	55
<b>TOTAL EXPENDITURES</b>		<b>90,000.00</b>	<b>49,078.75</b>	<b>17,214.28</b>	<b>40,921.25</b>	<b>55</b>
<b>Fund 43 - POLICE PENSION FUND:</b>						
<b>TOTAL REVENUES</b>		<b>478,139.00</b>	<b>395,857.96</b>	<b>292,604.89</b>	<b>82,281.04</b>	<b>83</b>
<b>TOTAL EXPENDITURES</b>		<b>90,000.00</b>	<b>49,078.75</b>	<b>17,214.28</b>	<b>40,921.25</b>	<b>55</b>
<b>NET OF REVENUES &amp; EXPENDITURES</b>		<b>388,139.00</b>	<b>346,779.21</b>	<b>275,390.61</b>	<b>41,359.79</b>	
<b>TOTAL REVENUES - ALL FUNDS</b>						
<b>TOTAL REVENUES - ALL FUNDS</b>		<b>9,044,479.00</b>	<b>8,099,547.97</b>	<b>4,701,619.08</b>	<b>944,931.03</b>	<b>90</b>
<b>TOTAL EXPENDITURES - ALL FUNDS</b>						
<b>TOTAL EXPENDITURES - ALL FUNDS</b>		<b>7,709,175.00</b>	<b>1,890,238.73</b>	<b>644,343.03</b>	<b>5,818,936.27</b>	<b>25</b>
<b>NET OF REVENUES &amp; EXPENDITURES</b>		<b>1,335,304.00</b>	<b>6,209,309.24</b>	<b>4,057,276.05</b>	<b>(4,874,005.24)</b>	

**REVENUE AND EXPENDITURE REPORT FOR GILBERTS VILLAGE**  
**PERIOD ENDING 08/31/2021 - SUMMARY**  
 % Fiscal Year Completed: 33.70

GL NUMBER	2021-2022 BUDGET	YTD BALANCE 08/31/2021	ACTIVITY FOR MONTH 08/31/2021	AVAILABLE BALANCE	% BDGT USED
<b>Fund 01 - GENERAL FUND:</b>					
TOTAL REVENUES	4,459,748.00	2,024,748.92	(88,849.50)	2,434,999.08	45
TOTAL EXPENDITURES	4,451,615.00	1,407,861.50	480,729.76	3,043,753.50	32
NET OF REVENUES & EXPENDITURES	8,133.00	616,887.42	(569,579.26)	(608,754.42)	
<b>Fund 11 - COMMUNITY DAYS:</b>					
TOTAL REVENUES	47,400.00	-	-	47,400.00	0
TOTAL EXPENDITURES	46,126.00	-	-	46,126.00	0
NET OF REVENUES & EXPENDITURES	1,274.00	-	-	1,274.00	
<b>Fund 12 - INFRASTRUCTURE FUND:</b>					
TOTAL REVENUES	355,700.00	4,351,525.26	4,244,331.52	(3,995,825.26)	1223
TOTAL EXPENDITURES	254,000.00	4,500.00	-	249,500.00	2
NET OF REVENUES & EXPENDITURES	101,700.00	4,347,025.26	4,244,331.52	(4,245,325.26)	
<b>Fund 20 - WATER SYSTEM:</b>					
TOTAL REVENUES	2,210,350.00	607,540.55	222,626.36	1,602,809.45	27
TOTAL EXPENDITURES	1,975,669.00	428,248.48	146,398.99	1,547,420.52	22
NET OF REVENUES & EXPENDITURES	234,681.00	179,292.07	76,227.37	55,388.93	
<b>Fund 30 - MFT:</b>					
TOTAL REVENUES	418,074.00	166,838.35	22,911.79	251,235.65	40
TOTAL EXPENDITURES	75,000.00	-	-	75,000.00	0
NET OF REVENUES & EXPENDITURES	343,074.00	166,838.35	22,911.79	176,235.65	
<b>Fund 31 - PERFORMANCE BOND:</b>					
TOTAL REVENUES	413.00	15.83	3.29	397.17	4
TOTAL EXPENDITURES	-	-	-	-	0
NET OF REVENUES & EXPENDITURES	413.00	15.83	3.29	397.17	
<b>Fund 34 - TIF#1 CENTRAL REDEVELOPMENT:</b>					
TOTAL REVENUES	179,024.00	120,689.26	5,408.74	58,334.74	67
TOTAL EXPENDITURES	1,000.00	-	-	1,000.00	0
NET OF REVENUES & EXPENDITURES	178,024.00	120,689.26	5,408.74	57,334.74	
<b>Fund 35 - TIF#2 HIGGINS ROAD IND. PARK:</b>					
TOTAL REVENUES	895,616.00	432,327.68	2,581.99	463,288.32	48
TOTAL EXPENDITURES	815,765.00	550.00	-	815,215.00	0
NET OF REVENUES & EXPENDITURES	79,851.00	431,777.68	2,581.99	(351,926.68)	
<b>Fund 40 - DRUG FORFEITURE PD ACCOUNT:</b>					
TOTAL REVENUES	15.00	4.16	-	10.84	28
TOTAL EXPENDITURES	-	-	-	-	0
NET OF REVENUES & EXPENDITURES	15.00	4.16	-	10.84	
<b>Fund 43 - POLICE PENSION FUND:</b>					
TOTAL REVENUES	478,139.00	395,857.96	292,604.89	82,281.04	83
TOTAL EXPENDITURES	90,000.00	49,078.75	17,214.28	40,921.25	55
NET OF REVENUES & EXPENDITURES	388,139.00	346,779.21	275,390.61	41,359.79	
TOTAL REVENUES - ALL FUNDS	9,044,479.00	8,099,547.97	4,701,619.08	944,931.03	90
TOTAL EXPENDITURES - ALL FUNDS	7,709,175.00	1,890,238.73	644,343.03	5,818,936.27	25
NET OF REVENUES & EXPENDITURES	1,335,304.00	6,209,309.24	4,057,276.05	(4,874,005.24)	

Department: 00 GENERAL FUND

AMALGAMATED BANK OF CHICAGO	GO BOND INTEREST	158.33
ANCEL GLINK, P.C.	ESCROWS PAYABLE	950.00
CARD SERVICES	ADVERTISING / MARKETING	19.95
ROBINSON ENGINEERING, LTD.	ESCROWS PAYABLE	31,228.25
VANESS CANO	PARK PAVILION RENTAL	15.00
Total: 00 GENERAL FUND		32,371.53

Department: 01 ADMINISTRATIVE

ANCEL GLINK, P.C.	LEGAL EXPENSE	9,160.50
CALL ONE	COMMUNICATIONS	560.64
CARD SERVICES	OPERATING EXPENSE	14.99
CARD SERVICES	OFFICE SUPPLIES	498.77
CARD SERVICES	CONTRACTUAL SERVICES	191.12
CARD SERVICES	TRAINING EXPENSE	600.00
CARDUNAL OFFICE SUPPLY	OFFICE SUPPLIES	57.93
CURRENT TECHNOLOGIES, INC.	CONTRACTUAL SERVICES	3,559.00
FOX VALLEY WEBWORKS, INC.	CONTRACTUAL SERVICES	149.85
MARCO TECHNOLOGIES LLC	RENTAL-EQUIPMENT	425.00
MARCO TECHNOLOGIES LLC	CONTRACTUAL SERVICES	89.96
MAURO MARTINEZ JR	EMPLOYEE ENGAGEMENT	550.00
MENARDS - CARPENTERSVILLE	MAINTENANCE BUILDING	56.97
PADDOCK PUBLICATIONS	LEGAL NOTICES	175.95
RESERVE ACCOUNT	POSTAGE	200.00
Total: 01 ADMINISTRATIVE		16,290.68

Department: 02 POLICE

ACTION AUTO WORKS INC	MAINTENANCE VEHICLES	40.60
CALL ONE	COMMUNICATIONS	374.98
CARD SERVICES	UNIFORMS	99.90
CARD SERVICES	MAINTENANCE BUILDING	31.89
CARD SERVICES	COMMUNITY RELATIONS	521.10
GOLDEN GRAPHICS	UNIFORMS	345.00
MARCO TECHNOLOGIES LLC	CONTRACTUAL SERVICES	52.23
MENARDS - CARPENTERSVILLE	MAINTENANCE EQUIPMENT	25.98
NORTHWESTERN MEDICINE OCCUPATION	CONTRACTUAL SERVICES	40.00
RAY O'HERRON	UNIFORMS	44.99
SOUND INCORPORATED	CONTRACTUAL SERVICES	720.00
STEPHEN D. TOUSEY LAW OFFICE	LEGAL EXPENSE	400.00
SWIFT WASH, LLC	CONTRACTUAL SERVICES	121.50
WRIGHT EXPRESS FSC	GASOLINE & OIL	2,076.64
Total: 02 POLICE		4,894.81

Department: 03 PUBLIC WORKS

AEP ENERGY	STREETLIGHTING	1,464.12
ASAP GARAGE DOOR REPAIR	MAINTENANCE EQUIPMENT	1,530.50
CALL ONE	COMMUNICATIONS	183.52
CARD SERVICES	OPERATING EXPENSE	374.96
CARDUNAL OFFICE SUPPLY	SMALL TOOLS AND EQUIPMENT	80.54
CARLOS AND LISA FLORES	TREE/SIDEWALK REPLACEMENT	275.00
CLARKE ENVIRONMENTAL MOSQUITO	CONTRACTUAL SERVICES	2,051.00
FOX VALLEY FIRE AND SAFETY	CONTRACTUAL SERVICES	377.15
GRADALL WORX	MAINTENANCE STREETS	2,115.00
JAMES LOWENBERG	TREE/SIDEWALK REPLACEMENT	152.48
MCCANN INDUSTRIES, INC.	MAINTENANCE EQUIPMENT	1,328.82
MENARDS - CARPENTERSVILLE	SMALL TOOLS AND EQUIPMENT	19.98
MMD	MAINTENANCE STREETS	70.00
NAPA AUTO PARTS	SMALL TOOLS AND EQUIPMENT	22.40
O"CARROLL ELECTRIC, INC.	CAPITAL EQUIPMENT	11,460.00

SCHOCK'S TOWING SERVICE	MAINTENANCE VEHICLES	125.00
WRIGHT EXPRESS FSC	GASOLINE & OIL	1,030.69
Total: 03 PUBLIC WORKS		<u>22,661.16</u>

Department: 04 BUILDING

CALL ONE	COMMUNICATIONS	206.36
MARCO TECHNOLOGIES LLC	CONTRACTUAL SERVICES	116.07
WRIGHT EXPRESS FSC	GASOLINE & OIL	117.02
Total: 04 BUILDING		<u>439.45</u>

Department: 06 PARKS

CALL ONE	COMMUNICATIONS	217.85
CARD SERVICES	MAINTENANCE-SPORTS/PLAYGROUND	122.98
RUSSO POWER EQUIPMENT	MAINTENANCE GROUNDS	139.98
Total: 06 PARKS		<u>480.81</u>

Department: 08 GARBAGE HAULING

MDC ENVIRONMENTAL SVCS.	GARBAGE HAULING EXPENSE	55,508.36
Total: 08 GARBAGE HAULING		<u>55,508.36</u>


Department: 10 WATER SYSTEMS

ALTERNATE POWER INDUSTRIES INC	CONTRACTUAL SERVICES	550.00
BATTERIES PLUS	MAINTENANCE BUILDING	124.30
CALL ONE	COMMUNICATIONS	543.87
CARD SERVICES	POSTAGE	8.99
CARDUNAL OFFICE SUPPLY	OFFICE SUPPLIES	33.74
LOU'S GLOVES INC	SMALL TOOLS AND EQUIPMENT	306.00
MARCO TECHNOLOGIES LLC	CONTRACTUAL SERVICES	15.96
MDC ENVIRONMENTAL SVCS.	CONTRACTUAL SERVICES	482.50
PDC LABORATORIES, INC	LABORATORY TESTING	366.70
USA BLUEBOOK	LAB SUPPLIES & EQUIPMENT	795.45
WRIGHT EXPRESS FSC	GASOLINE & OIL	268.79
Total: 10 WATER SYSTEMS		<u>3,496.30</u>

Department: 20 WASTEWATER SYSTEMS

ALEXANDER CHEMICAL CORPORATION	CHEMICALS	6,687.56
ALTERNATE POWER INDUSTRIES INC	CONTRACTUAL SERVICES	5,025.00
BATTERIES PLUS	MAINTENANCE BUILDING	124.30
CALL ONE	COMMUNICATIONS	229.12
CARDUNAL OFFICE SUPPLY	OFFICE SUPPLIES	33.74
LOU'S GLOVES INC	SMALL TOOLS AND EQUIPMENT	306.00
MARCO TECHNOLOGIES LLC	CONTRACTUAL SERVICES	15.96
MCMASTER-CARR SUPPLY COMPANY	LAB SUPPLIES & EQUIPMENT	67.52
USA BLUEBOOK	LAB SUPPLIES & EQUIPMENT	638.54
VIKING CHEMICAL CO	CHEMICALS	901.50
WRIGHT EXPRESS FSC	GASOLINE & OIL	268.79
Total: 20 WASTEWATER SYSTEMS		<u>14,298.03</u>

\*\*\* GRAND TOTAL \*\*\* 150,441.13



## *Village of Gilberts*

Village Hall  
87 Galligan Road, Gilberts, Illinois 60136  
Ph. 847-428-2861 Fax: 847-428-2955  
[www.villageofgilberts.com](http://www.villageofgilberts.com)

**To:** President Zambetti & Board of Trustees  
**From:** Brian Bourdeau, Village Administrator  
Aaron Grosskopf, Public Works Director  
**Date:** September 21, 2021 Board Meeting  
**Re:** Item 4.D: A Motion to Reject All Bids Received on September 7 for the Indian Trails Water Tower Painting Project

---

### **Background:**

On September 7, 2021 the Village held a bid opening for the Indian Trails Water Tower Painting Project. The Village opened two sealed bids for the Water Tower Painting Project. Upon opening the bids, the Village noticed higher than anticipated totals leading us to reach out to the vendors to discern the reasoning. Both vendors mistakenly added in containment systems even though the bid packet called for no containment as part of the painting process. Due to these bids now being a matter of public record, it is best practice to reject all bids received. The Village is in the process of rebidding the Water Tower Painting Project with a special notice to bidders that no containment is needed on the project due to the type of blasting material being used.

With the rebid, Village Staff is expecting to receive bids much closer to the engineer's estimate for the project.

Village staff requests that the Board rejects all bids submitted for the Indian Trails Water Tower Painting Project.

### **Attachment:**

1. Bids Tabulation from September 7, 2021 Bid Opening

# Village of Gilberts

VOG: 21-01

Bid Tabulation

Tuesday, September 7, 2021

<u>Contractors &amp; Items</u>		<u>Totals</u>
<b>ERA Valdivia Contractors</b>		
Item 1	Exterior Repaint	\$ 252,000.00
Item 2	Concrete Foundation	\$ 2,000.00
Item 3	Concrete Foundation Coating	\$ 1,000.00
Item 4	Tank Lettering Option A	\$ 10,000.00
Item 5	Tank Lettering Option B	\$ 14,000.00
Item 6	Frost Free Roof Vent	\$ 10,000.00
Item 7	Install Roof Railing	\$ 20,000.00
Item 8	Overflow Flap Gate	\$ 5,000.00
Total		<b>\$ 314,000.00</b>
<b>Tecorp, Inc.</b>		
Item 1	Exterior Repaint	\$ 260,000.00
Item 2	Concrete Foundation	\$ 2,000.00
Item 3	Concrete Foundation Coating	\$ 2,000.00
Item 4	Tank Lettering Option A	\$ 14,000.00
Item 5	Tank Lettering Option B	\$ 40,000.00
Item 6	Frost Free Roof Vent	\$ 8,500.00
Item 7	Install Roof Railing	\$ 22,000.00
Item 8	Overflow Flap Gate	\$ 3,500.00
Total		<b>\$ 352,000.00</b>
Item 1	Exterior Repaint	
Item 2	Concrete Foundation	
Item 3	Concrete Foundation Coating	
Item 4	Tank Lettering Option A	
Item 5	Tank Lettering Option B	
Item 6	Frost Free Roof Vent	
Item 7	Install Roof Railing	
Item 8	Overflow Flap Gate	
Total		